

# Acadian Global Equity Long Short

## Investment Option Profile - March 2024

	3 month (%)	6 month (%)	1 year (%) pa	3 years (%) pa	5 years (%) pa	10 years (%) pa	Since inception	Inception date	Fund size
Investments	17.82	26.34	46.67	35.92	23.33	19.32	10.10	May 2006	\$143.23m
Distribution Return	0.00	0.00	0.34	1.19	0.88	1.07	1.09		
Growth Return	17.82	26.34	46.33	34.73	22.45	18.26	9.01		
Personal Super	15.53	23.00	40.82	31.95	21.01	17.42	9.43	May 2007	\$130.99m
Retirement	17.77	26.26	46.51	35.90	23.40	19.42	10.29	May 2007	\$83.13m
Benchmark^	13.88	20.01	28.44	14.34	13.98	13.29	8.27		

^ MSCI World Net Index (100%)

Past performance is not an indicator of future performance for this option or any other option available from Colonial First State.

Returns are calculated on a cumulative year-on-year basis which are then annualised. For funds that have been in existence for less than one year, the since inception performance is actual performance since inception and not annualised. Calculations are based on exit price to exit price with distributions reinvested, after ongoing fees and expenses but excluding individual tax, member fees and entry fees (if applicable).

Please refer to the PDS for full details of the applicable fees, costs, and benchmarks.

### Investment objective

To maximise risk-adjusted, long-term returns by investing in undervalued stocks and short selling overvalued stocks from around the world, while carefully controlling portfolio risk and transaction costs. The option aims to outperform the MSCI World Index over rolling four-year periods before fees and taxes.

### Investment strategy

Acadian's investment approach employs structured stock and peer group valuation models, which are designed to capture a broad range of relevant characteristics such as value, earnings growth and price-related factors. Undervalued stocks will be purchased and overvalued stocks will be selectively short sold. The option will generally maintain a gross long exposure of 130% and a gross short exposure of 30% (130/30).

### Investment category

Specialist Share

### Minimum suggested timeframe

At least 7 years

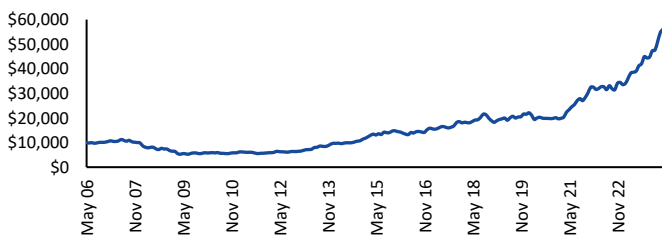
### Portfolio holdings disclosure

The money in your investment option is invested across a range of assets. To see a full list of holdings for this option, please visit [cfs.com.au/PHD](http://cfs.com.au/PHD)

### Investment ranges

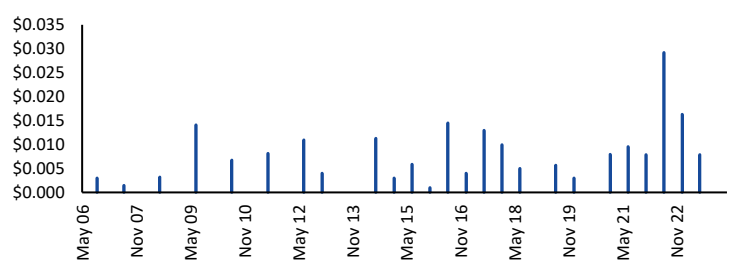
Asset class	Range	Benchmark
Cash	0% - 5%	0%
Global share	95% - 100%	100%

### Performance chart (\$10,000 invested since inception)

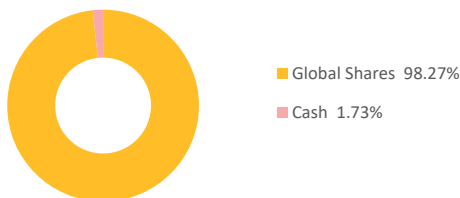


Acadian Global Equity Long Short returns are calculated using exit price to exit price with distributions reinvested, net of management and transaction costs.

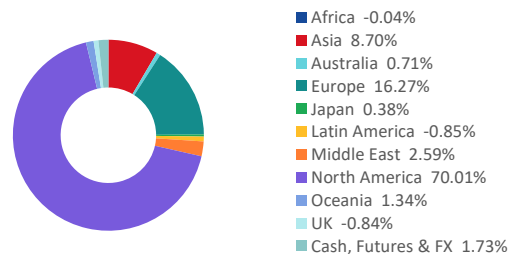
### Distributions (dollars per unit)



### Asset allocation



### Regional allocation



### Disclaimer

Avanteos Investments Limited ABN 20 096 259 979, AFSL 245531 (AIL) is the trustee of the Colonial First State FirstChoice Superannuation Trust ABN 26 458 298 557 and issuer of FirstChoice range of super and pension products.

Colonial First State Investments Limited ABN 98 002 348 352, AFSL 232468 (CFSIL) is the responsible entity and issuer of products made available under FirstChoice Investments and FirstChoice Wholesale Investments.

The investment information in this option profile is historical, produced as at the date specified above. The information below (except performance and key data information) relates to the FirstChoice Investments option only. Information for other options in the FirstChoice product range will be different and is available at [www.cfs.com.au](http://www.cfs.com.au) or by calling us on 13 13 36. We may change asset allocation and securities within the option at any time. Past performance is not an indicator of future performance for this option or any other option available from AIL And CFSIL. This document may include general advice but does not take into account your individual objectives, financial situation, needs or tax circumstances. The Target Market Determinations (TMD) for our financial products can be found at [www.cfs.com.au/tmd](http://www.cfs.com.au/tmd), which include a description of who a financial product might suit. You should read the relevant Product Disclosure Statement (PDS) and Financial Services Guide (FSG) carefully, assess whether the information is appropriate for you, and consider talking to a financial adviser before making an investment decision. You can get the PDS and FSG at [www.cfs.com.au](http://www.cfs.com.au) or by calling us on 13 13 36.

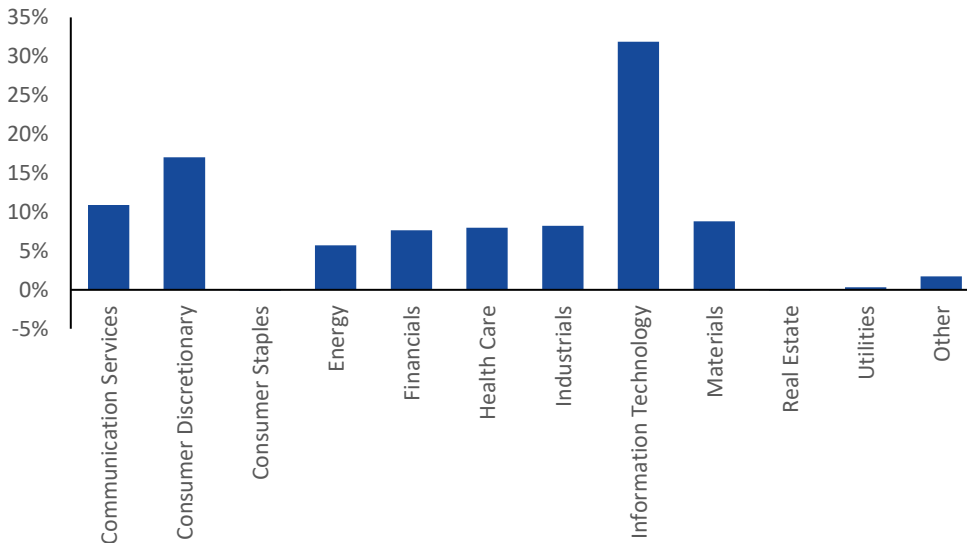
# Acadian Global Equity Long Short

## Investment Option Profile - March 2024

### Top 10 holdings as at 29 February 2024

NVIDIA Corp	4.27%
Amazon.com Inc	4.08%
Alphabet Inc	2.70%
Microsoft Corp	2.35%
Apple Inc	2.28%
Meta Platforms Inc	2.25%
Booking Holdings Inc	2.19%
China Construction Bank Corp	2.17%
Roche Holding AG	2.13%
Novo Nordisk A/S	2.09%

### Sector Allocation



### Disclaimer

Avanteos Investments Limited ABN 20 096 259 979, AFSL 245531 (AIL) is the trustee of the Colonial First State FirstChoice Superannuation Trust ABN 26 458 298 557 and issuer of FirstChoice range of super and pension products.

Colonial First State Investments Limited ABN 98 002 348 352, AFSL 232468 (CFSIL) is the responsible entity and issuer of products made available under FirstChoice Investments and FirstChoice Wholesale Investments.

The investment information in this option profile is historical, produced as at the date specified above. The information below (except performance and key data information) relates to the FirstChoice Investments option only. Information for other options in the FirstChoice product range will be different and is available at [www.cfs.com.au](http://www.cfs.com.au) or by calling us on 13 13 36. We may change asset allocation and securities within the option at any time. Past performance is not an indicator of future performance for this option or any other option available from AIL And CFSIL. This document may include general advice but does not take into account your individual objectives, financial situation, needs or tax circumstances. The Target Market Determinations (TMD) for our financial products can be found at [www.cfs.com.au/tmd](http://www.cfs.com.au/tmd), which include a description of who a financial product might suit. You should read the relevant Product Disclosure Statement (PDS) and Financial Services Guide (FSG) carefully, assess whether the information is appropriate for you, and consider talking to a financial adviser before making an investment decision. You can get the PDS and FSG at [www.cfs.com.au](http://www.cfs.com.au) or by calling us on 13 13 36.